


## INTENDED USE

Perforated HVAC clamp for insulated ducting from 230-1250 mm outside diameter including insulation. Two fixing points, suitable for fixing to standard multidiscipline support systems using angle brackets. Supplied flat for ease of transport and storage on site. Can be supported with fixings positioned vertically or horizontally.


## INSTRUCTION FOR USE

Bend the clamp parts around the ducting to the required diameter. Support the ducting so the clamps can be installed over the duct, and fasten the brackets and both ends. Attach using self locking bolts. Adjust as necessary and tighten securely.

Supplied flat for easy transport and storage on site.



Can be fitted to Mekano® using angle brackets.



Single brackets

Double brackets

1. Choose bracket



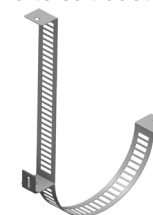
2. Attach 1/2 clamp




3. Attach second 1/2




4. Bend to suit duct



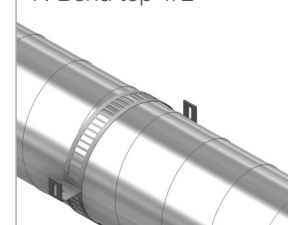
5. Fix to support (not shown)



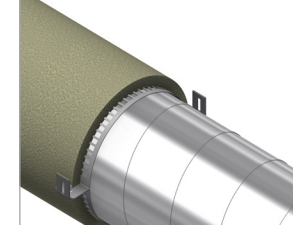
6. Add duct



7. Bend top 1/2



8. Bolt / insulate



User Guide for Bolts:  
Recommended Torque