

## INTENDED USE

Fixed angle riser 90° for vertical rises. Can be easily cut to 45°. For irregular angles, use the SPB Flexi Riser.


Suitable as both inside and outside riser. Easily change direction between horizontal and vertical.

## INSTRUCTION FOR USE


Attach to cable tray loosely with self locking bolts. Adjust and tighten securely.

To change from inside to outside riser:

- Loosen the rung bolts.
- Turn the rung around 180°.
- Retighten the rung bolts.




User Guide for Bolts:  
Recommended Torque



### Cut:

One 90° Riser is easily cut into two 45°.



Change direction from horizontal to vertical.



Outside Riser



Inside Riser

