

INTENDED USE

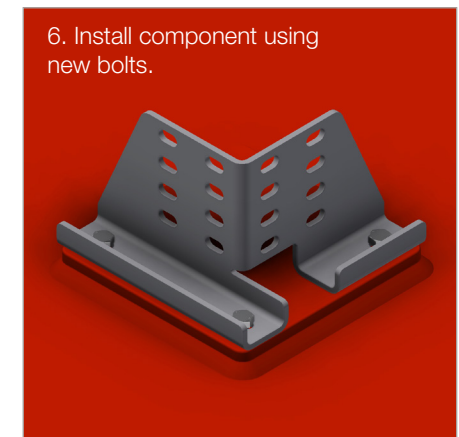


Doubling plate to be welded to the structure.
Reduces stress concentrations by adding more area.

INSTRUCTION FOR USE

Weld doubling plate to structure according to the welding procedure specification (WPS).
Sandblast/clean before painting.

Doubling plate for welded starter brackets:
Make sure to weld welded starter bracket to plate before painting. Cover starter bracket with sleeve for painting.

Doubling plate for bolted starter brackets:
Leave in supplied bolts during sandblasting/cleaning and painting. These are for keeping holes free of debris only. Remove and discard before attaching bolted starter bracket with new bolts.



User Guide for Bolts:
Recommended Torque